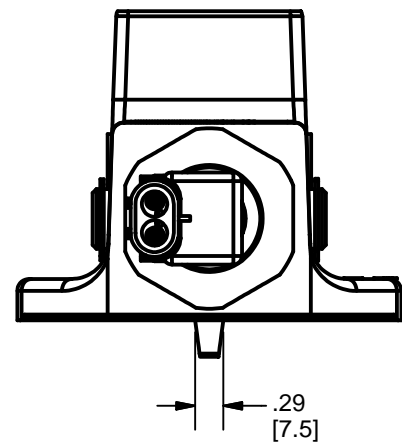
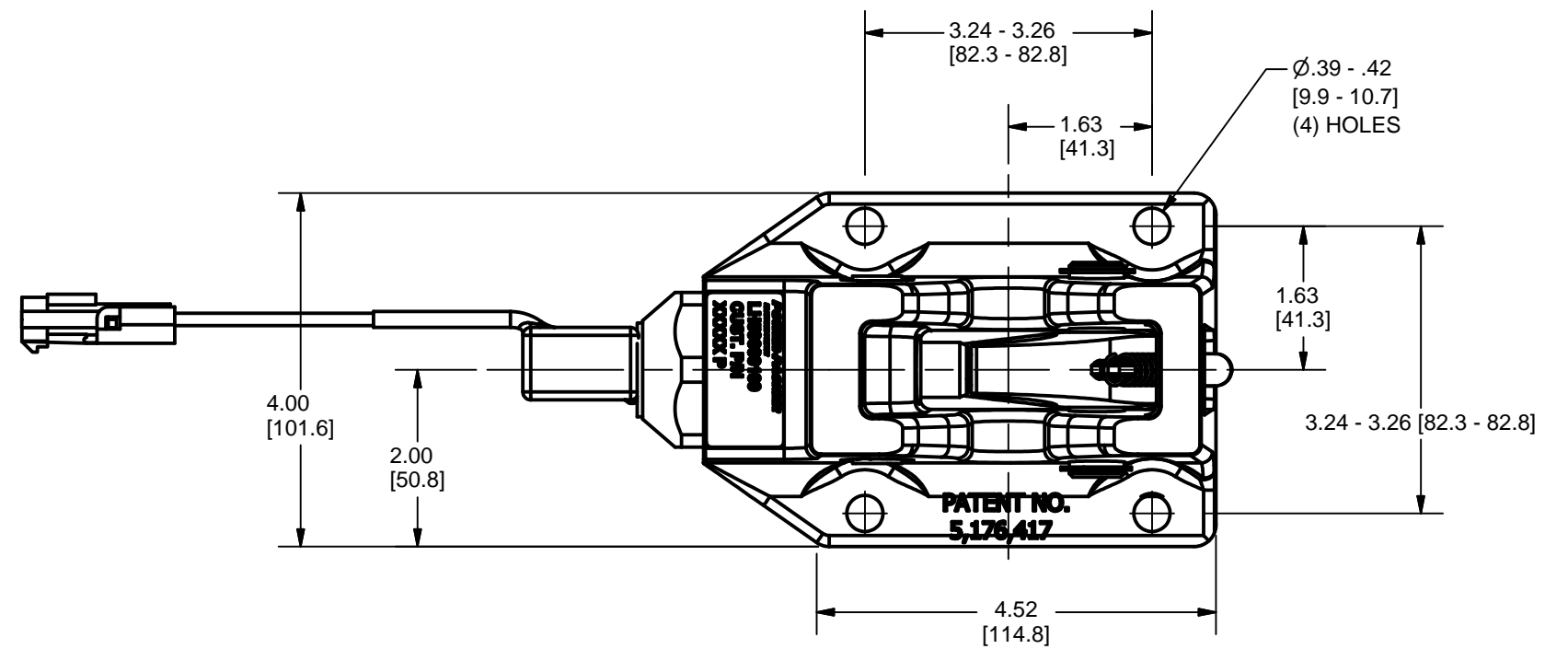
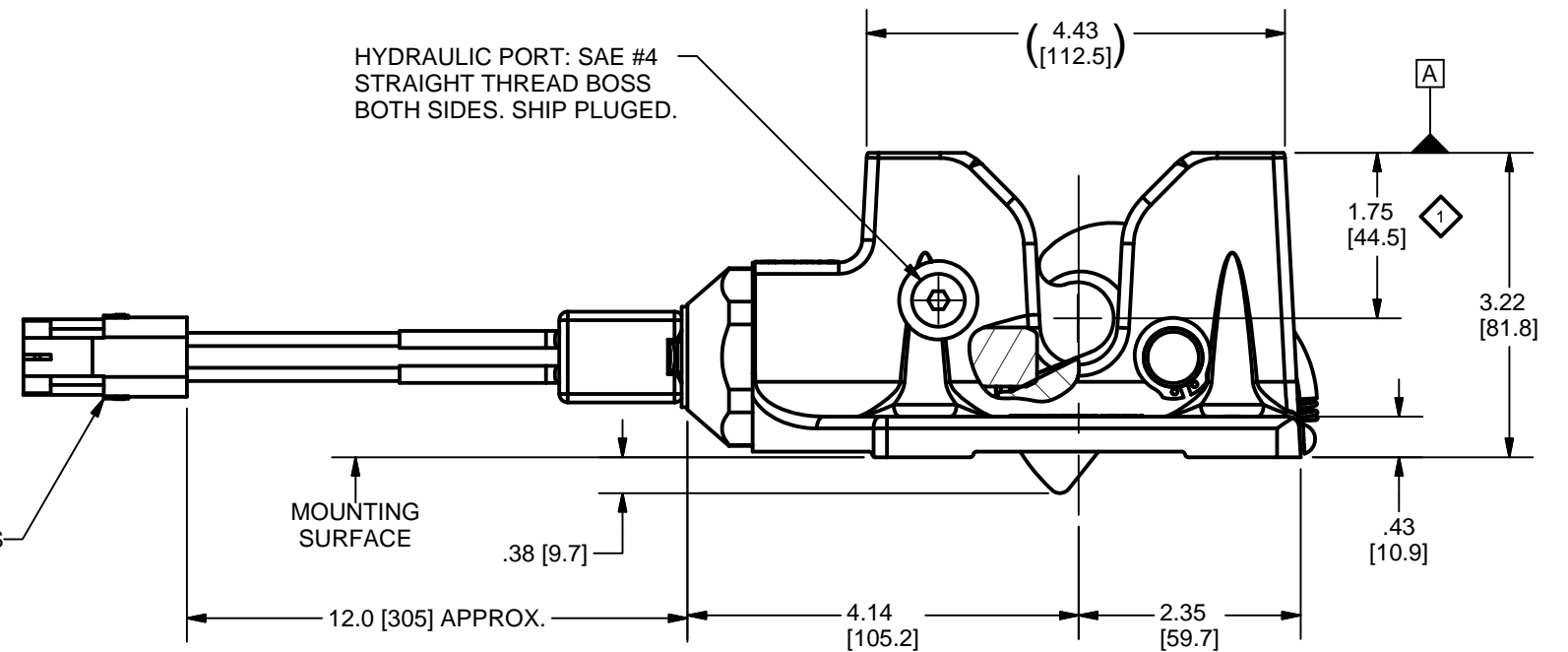


SCALE 1 / 2



CONNECTOR: INCLUDES TERMINALS & SEAL. PACKARD #12010973



SPECIFICATIONS:

MAX. VERTICAL PULL LOAD 10,000 LBS [4536 KG]
 MAX. HYDRAULIC PRESSURE 5,000 PSI [345 BAR]
 RECOMMENDED FLUID PER MIL-H-5606 OR EQUIV.
 OPERATING TEMPERATURE -30°F - 130°F [-34°C - 54°C]
 CORROSION RESISTANCE 200 HRS. PER ANSI B1117
 WEIGHT 3.4 LBS [1,5 KG]

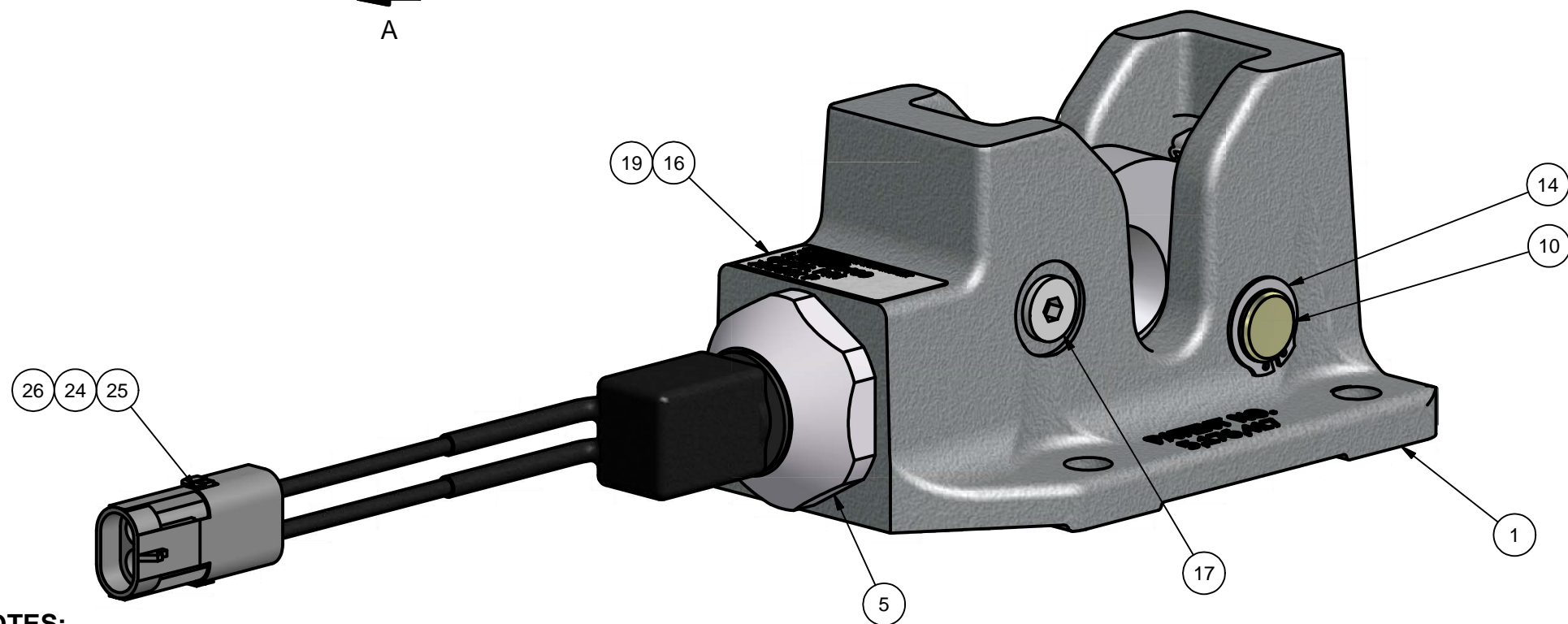
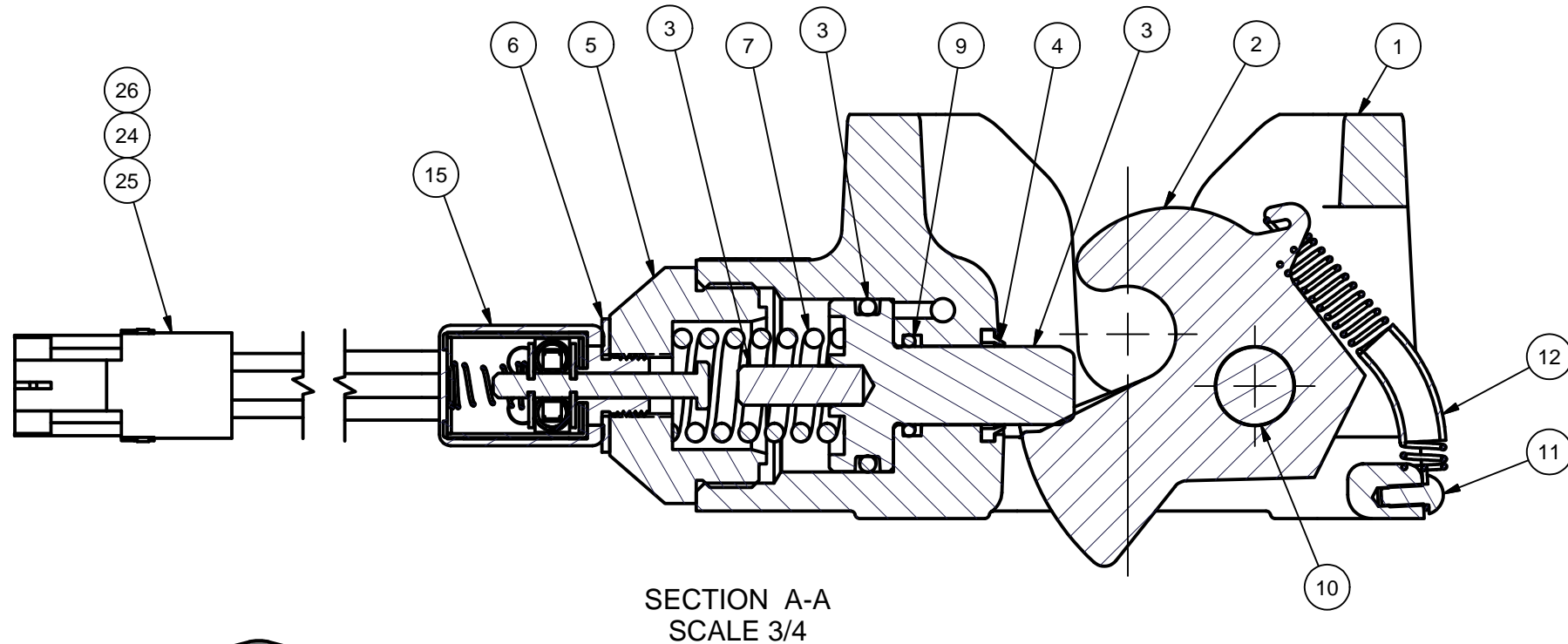
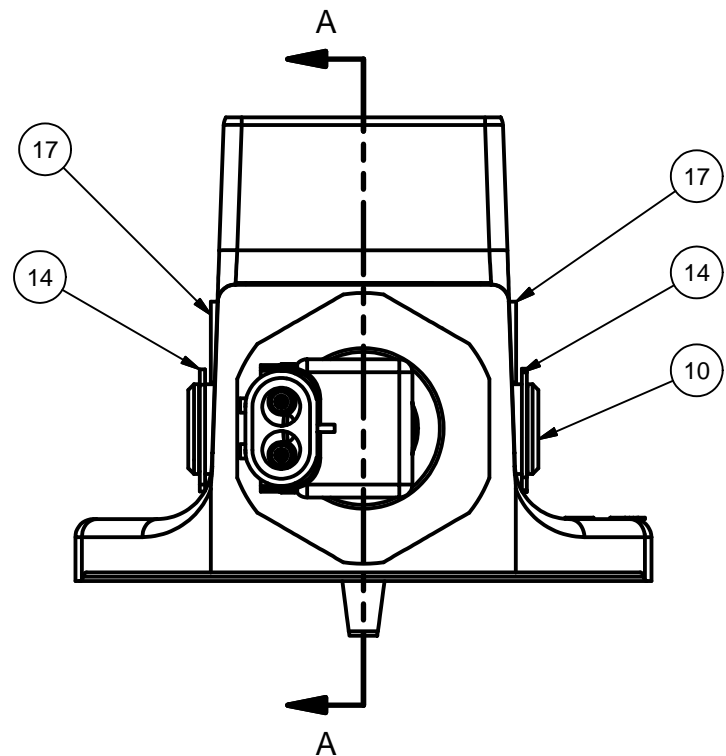
OPERATION:

- HYDRAULIC PRESSURE RELEASES LATCH LOCK.
 - CAB WEIGHT ON CATCH BRACKET (NOT SHOWN) ENGAGES LATCH
 - RELEASE OF HYDRAULIC PRESSURE LOCKS LATCH.
 -SWITCH IS NORMALLY OPEN AND CONTACTS CLOSE WHEN LATCH IS UNLOCKED.

DESIGN NOTE:

1 CATCH BRACKET MUST BE DESIGNED TO CLAMP ON SURFACE DATUM A PER 1.75 OFFSET DIMENSION FOR Ø.750 CATCH PIN.

DO NOT SCALE	DESCRIPTION LATCH ASM HYD W/ SWITCH & CONNECTOR				REV	DATE	BY	ECO #	POWER - PACKER AN <i>Actuant</i> COMPANY			
	MATERIAL				0J	1/11/10	JAL	09-0286-4		PART NUMBER LH50000109		
	SIZE B	PROJECTION	LEGEND	REVISION	0G	4/23/09	JAL	09-0261-1			REV. 0J	
	TOLERANCES UNLESS OTHERWISE SPECIFIED .X ± .1 .XX ± .03 .XXX ± .015 ANGLE ± 1°				THIS DOCUMENT AND THE INFORMATION CONTAINED HEREIN IS THE SOLE PROPERTY OF ACTUANT AND ITS SUBSIDIARIES. IT CONTAINS PROPRIETARY INFORMATION, WHICH IS CONFIDENTIAL. ANY USE OR REPRODUCTION OF THIS DRAWING WITHOUT AUTHORIZATION FROM ACTUANT OR ITS SUBSIDIARY MAY WARRANT LEGAL ACTION AGAINST THE USER.					DRAWN: MMO DATE: 8/31/1998		
TOTAL NO. OF 1 USED				BREAK ALL SHARP EDGES .005/.030				ESR:		SCALE: 1:2	UNITS: INCHES [mm]	SHEET 1 OF 2



26	PP3068380	2	SEAL 10 GA. WIRE
25	PP1552270	1	CONNECTOR, WIRE; 12010973 (2-WAY/MALE)
24	PP150199	2	TERMINAL 14-16 GA. WIRE .03 X .2 FLAT SPADE CRIMPED & NON-INSULATING
23			
19	PP780026	1	DACAL MASK
17	A8053006	2	SAE SIZE 4 HEX SOCKET
16	PP180026	1	DECAL BLANK
15	PP2990372	1	SWITCH ELECTRICAL ON/OFF N.O.
14	PP119349	2	RETAINING RING
13			
12	PP118710	1	EXTENSION SPRING
11	PP798129	1	#8 U DRIVE SCREW x 0.375, SS
10	PP116704	1	AXLE 2.43" LG. X .62" DIA.
9	B1114803	1	O-RING
7	PP113110	1	COMP.SPRING
6	2010000423	1	WASHER SEALING 1/2 X .062 THK. VITON
5	3010001288	1	CAP END STOP
4	PP779776	1	WIPER
3	1010001835	1	PISTON ASM LH5000 ELEC SWITCH INDICATOR
2	PP110257	1	ROTOR
1	PP732001	1	LATCH HOUSING-MACHINED
ITEM	PART NUMBER	QTY	DESCRIPTION

NOTES:

- INSTALL ITEM #5 WITH LOCTITE 277 USING LOCTITE PRIMER 7649.
- TORQUE ITEM #5 TO 40-50 FT. LBS.
- INSTALL ITEM #15 WITH LOCTITE 277 USING LOCTITE PRIMER 7649.
- TORQUE ITEM #15 TO 20-22 IN-LBS.
- TORQUE ITEM #17 TO 10-12 FT. LBS.
- PRINT MODEL NO. AND DATE CODE ON ITEM #16. APPLY CLEAR LAMINATE, ITEM #19 AFTER PRINTING.
- ENSURE ITEM #15 (SWITCH) WIRES ARE STRIPPED TO .22"-.25" TO ACCEPT ITEM #24 (PIN)
- NO BARE WIRES "BEHIND" CRIMP.

SERVICE ITEM: PP2125900, KIT, SWITCH, SERV. PART.

DO NOT SCALE	DESCRIPTION LATCH ASM HYD W/ SWITCH & CONNECTOR			REV	DATE	BY	ECO #	
	MATERIAL			0J	1/11/10	JAL	09-0286-4	
	SIZE B	PROJECTION 	LEGEND 	0G	4/23/09	JAL	09-0261-1	
	TOLERANCES UNLESS OTHERWISE SPECIFIED .X ± .1 .XX ± .03 .XXX ± .015 ANGLE ± 1°			0H	9/11/09	JAL	09-0286-2	
REVISION CRITICAL TOTAL NO. OF USED			THIS DOCUMENT AND THE INFORMATION CONTAINED HEREIN IS THE SOLE PROPERTY OF ACTUANT AND ITS SUBSIDIARIES. IT CONTAINS PROPRIETARY INFORMATION, WHICH IS CONFIDENTIAL. ANY USE OR REPRODUCTION OF THIS DRAWING WITHOUT AUTHORIZATION FROM ACTUANT OR ITS SUBSIDIARY MAY WARRANT LEGAL ACTION AGAINST THE USER.				DRAWN: MMO DATE: 8/31/1998	
			<div style="text-align: right;"> POWER - PACKER AN Actuant COMPANY PART NUMBER LH50000109 REV. 0J </div>				SCALE: 1:2 UNITS: INCHES [mm] SHEET 2 OF 2	